



# Using Administrative Data To Inform Cash Transfer Programming



IDinsight is partnering with governments in Africa to help them use data and evidence to maximize the social impact of their programs. We have active partnerships with the governments of Malawi and Zambia to support their social cash transfer programs with data and evidence.

## KEY QUESTIONS

Are we **targeting** the right people?

- What are the characteristics of our beneficiaries?
- How do beneficiaries compare with non-beneficiaries?
- How effective is our targeting?
- Where are beneficiaries located?

Are we **implementing** the program well?

- Are payments being made?
- Are beneficiaries and communities satisfied with the implementation of the program?
- Are there specific areas facing implementation challenges that need support?

Who should be targeted for **Cash Plus** efforts?

- Which beneficiaries are eligible for other social programs?

## AVAILABLE DATA SOURCES

- Program MIS or Unified Beneficiary Registries
  - Targeting
  - Payments
  - Grievances
- Program monitoring data
- Living conditions or welfare monitoring data for general populations (from central statistics offices or World Bank surveys)
- Census data (from central statistics office)

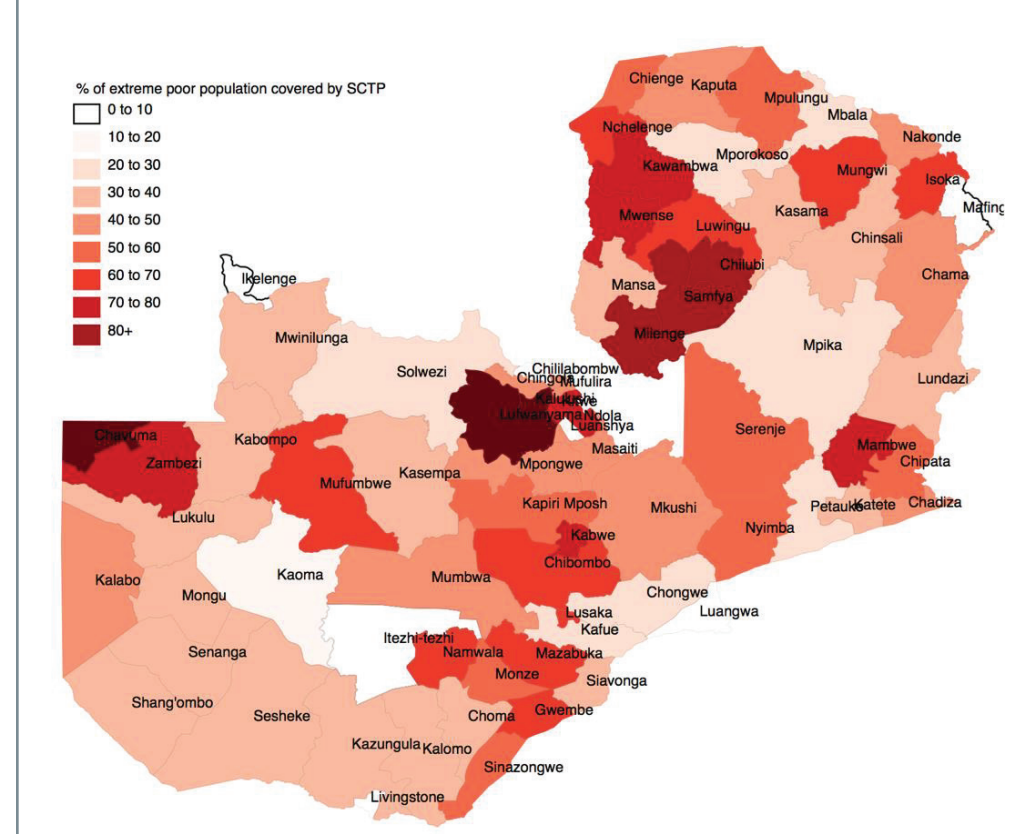


## ZAMBIA

### QUESTION 1

Is program coverage uniform across the country?

Ratio of # of SCTP HHs to the # of people in extreme poverty by district



### TAKEAWAY

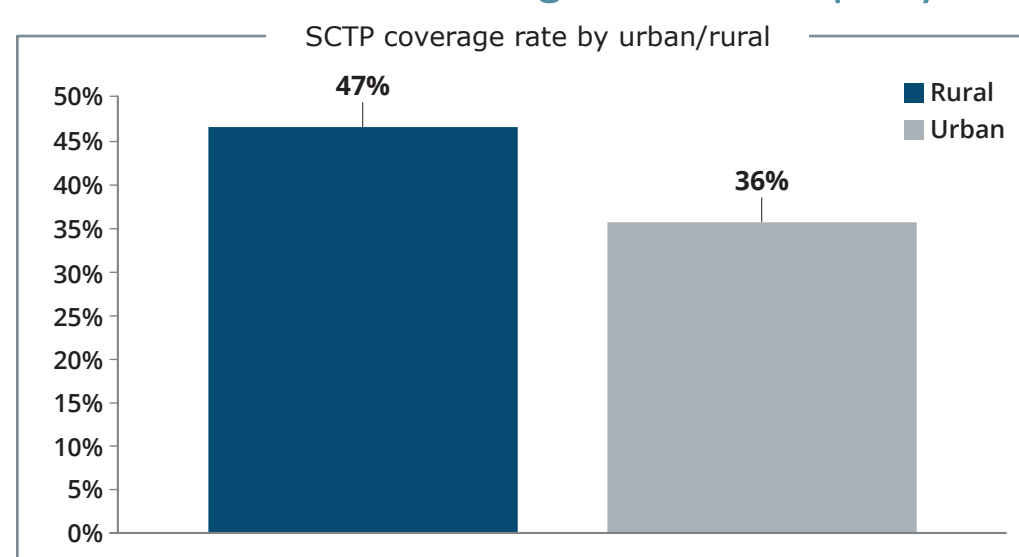
Program coverage of HHs in extreme poverty varies greatly, and is very low in certain districts.

### ACTION

Conduct mop-ups and enrol more HHs in districts where the percentage of households in extreme poverty enrolled in the program is low.

### QUESTION 2

Do urban and rural areas get covered equally?



### TAKEAWAY

Coverage rate is 11% higher for rural areas.

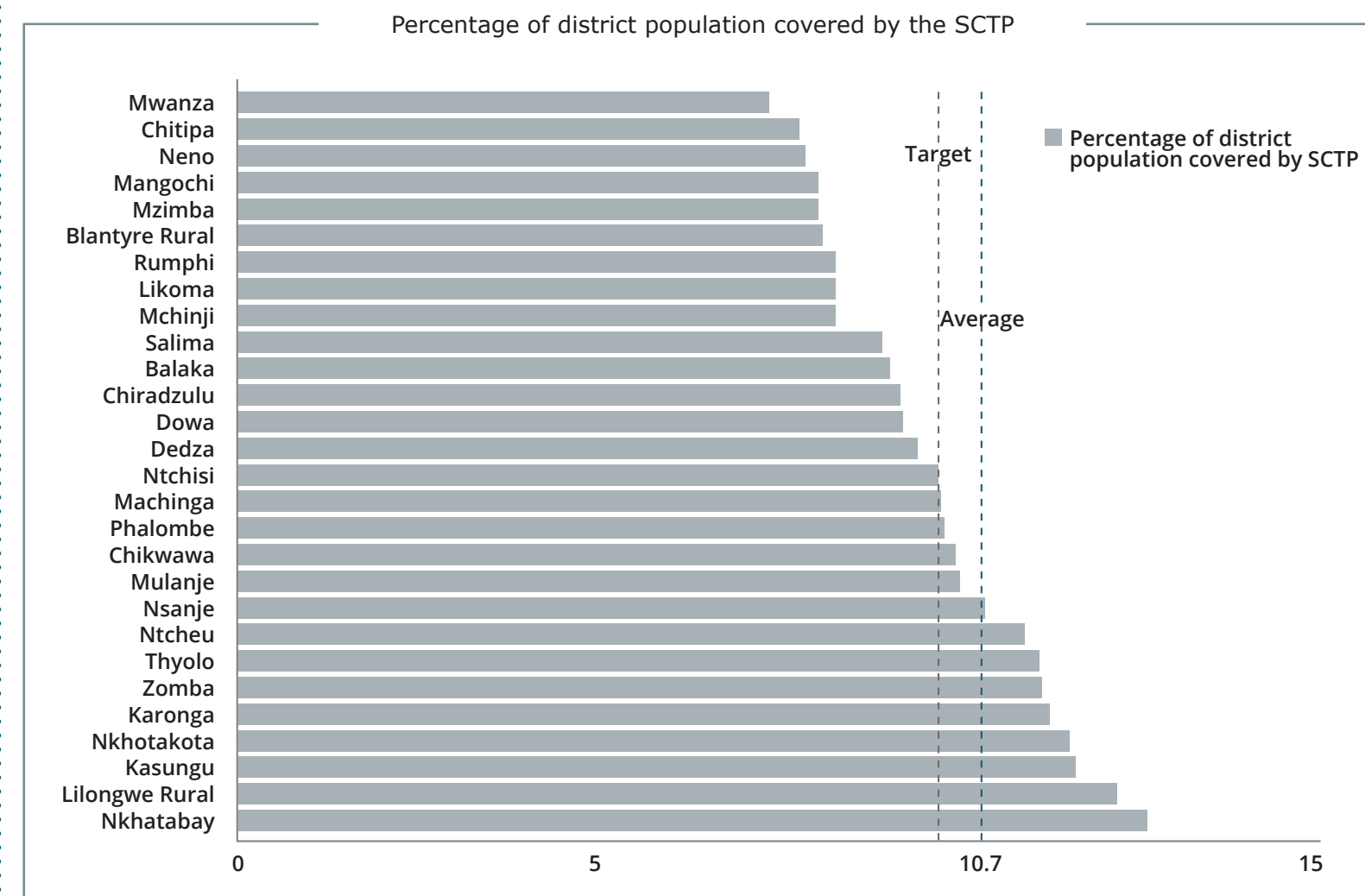
### ACTION

The SCTP unit should consider refining the targeting mechanism for identifying poor urban households.

## MALAWI

### QUESTION 1

Is the program covering 10% of each district's ultra-poor labour constrained households?



### TAKEAWAY

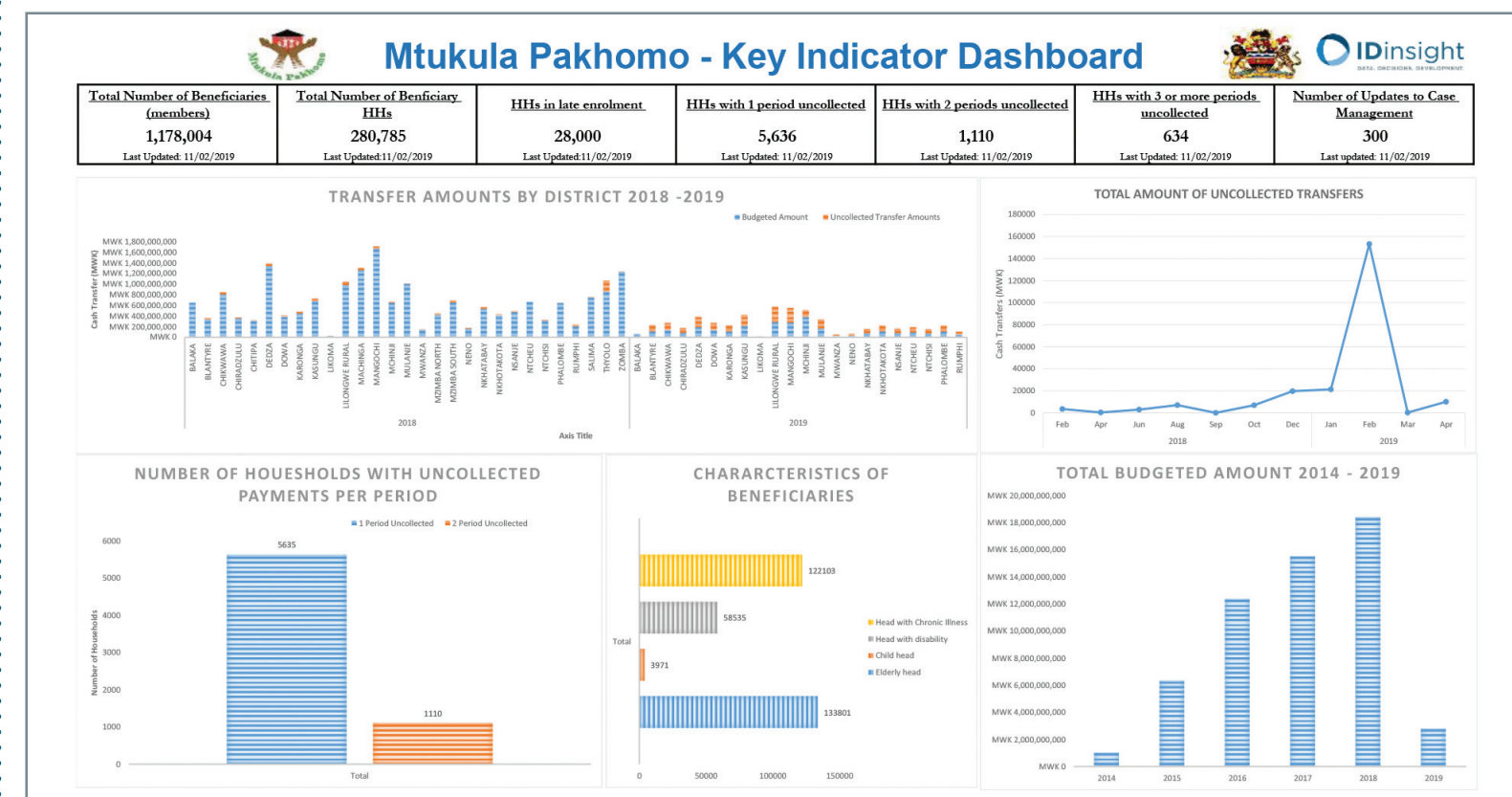
The SCTP has enrolled, on average, 10.7% of each district's population.

### ACTION

As the program expands, prioritize districts that have high prevalence of ultra-poverty and labour constrained households but lower beneficiary numbers.

### QUESTION 2

How can the SCTP team monitor program implementation regularly?



### TAKEAWAY

A simple, focused, monitoring tool can help program implementers focus on key program indicators.

## How to start using administrative data

- 1. CLARIFY YOUR PURPOSE FOR COLLECTING DATA**  
Collect only data that will be useful for decision making.
- 2. FOCUS ON QUALITY, NOT QUANTITY**  
Prioritize a few important indicators. This helps improve data quality and builds trust in the data.

- 3. SIMPLIFY ACCESS**  
Make data readily accessible. Data stored on paper forms is hard to use.
- 4. FOCUS ON PRESENTATION**  
Visualizations help generate excitement in data.